







## Curriculum Home Learning: Year 1 - "Paws, Claws or Whiskers?" Week Commencing Wednesday 11<sup>th</sup> Jan 2021

Please write the date and WALT in your book and complete each day. There are links to websites that might support both parents and children. Some of these activities may need adult support however other tasks can be completed independently. Please make a comment on how much your child was supported in each activity. Resources are found below the grid.

<p><u>Monday 11<sup>th</sup> Jan</u></p> <p><b>WALT:</b> understand difference between living and non-living things</p> <p><b>Activity:</b> Click on the link or scan the QR code <a href="https://classroom.thenational.academy/lessons/what-is-a-living-thing-70t3ae?step=1&amp;activity=video">https://classroom.thenational.academy/lessons/what-is-a-living-thing-70t3ae?step=1&amp;activity=video</a> It's quite a long video so may need some breaks during it.</p> <p><b>Activity 2:</b> Sort out picture into living and non living things</p> 	<p><u>Tuesday 12<sup>th</sup> Jan</u></p> <p><b>WALT:</b></p> <p><b>Activity:</b> Click on the link or scan QR code <a href="https://www.youtube.com/watch?v=tG8556WuyDo">https://www.youtube.com/watch?v=tG8556WuyDo</a></p> <p><b>Activity 2:</b> Click on the link or scan QR code <a href="https://www.bbc.co.uk/cbeebies/puzzles/animals-camouflaged">https://www.bbc.co.uk/cbeebies/puzzles/animals-camouflaged</a></p> <p><b>Activity 3:</b> Draw a pattern of an animal from the Lion King</p>  
<p><u>Wednesday 13<sup>th</sup> Jan</u>                      <b>Guided Reading Activities</b></p> <p>Reading eggs Practice your phonics (look at websites on English planning)</p> <p>Listen to a story on Cbeebies or download the StoryTime app for free: <a href="https://www.bbc.co.uk/cbeebies/stories">https://www.bbc.co.uk/cbeebies/stories</a> or listen to a story on BBC radio: <a href="https://www.bbc.co.uk/teach/school-radio/eyfs-storytime/zdv4vk7">https://www.bbc.co.uk/teach/school-radio/eyfs-storytime/zdv4vk7</a></p> <p>Read story and answer questions on page</p> <p>Draw favourite character from a book and use adjectives to describe</p>  	<p><u>Thursday 14<sup>th</sup> Jan</u></p> <p><b>WALT:</b> Complete a Joe Wicks PE Lesson</p> <p><b>Activity:</b> Scan the QR code or click the link <a href="https://www.youtube.com/c/TheBodyCoachTV/videos">https://www.youtube.com/c/TheBodyCoachTV/videos</a></p> <p><b>Activity:</b> Go outside for some exercise</p> 

Science

Date: 11.01.21

WALT: understand difference between living and non-living things

I can...

say a living and non living thing.

begin to discuss what makes something living and non- living

sort into living and non-living

Explain what makes something living and non-living

Write and label the features of a living thing.

\_\_\_\_\_

\_\_\_\_\_

\_\_\_\_\_

Living

Non-living

Living	Non-living



Art

Date: 11.01.21

WALT: produce patterns that are found in the real world (Lesson 1)


I can...

look at simple patterns

draw a detailed pattern found in the Lion King

explain what camouflage means and why some animals use it (think of Simba pouching on Zazu or Nala hunting Pumba)

Draw a pattern of an animal in the Lion King



## Fish and Chips

- 7 Jan and Dan meet near the church.
- 17 They get a bus to the fish and chip shop.
- 22 Nan will join them too.
- 30 Jan gets cod and chips in a dish.
- 36 Dan gets chips and a fork.
- 41 Nan gets eel and chips.
- 48 Then they all go to the park.



## Read Together Quick Questions



1. Where did Jan and Dan meet? Tick one.

- on the bus
- at the fish and chip shop
- near the church



2. Find and copy the name of the fish that Jan has.

\_\_\_\_\_



3. Number the events from 1-3 to show the order that they appear in the text.

- Nan gets eel and chips.
- Dan gets chips and a fork.
- They all go to the park.



4. How will Jan and Dan get home from the park? Tick one.

- on the bus
- in a boat
- on their bikes