


Date: 08.01.21		I C T TA G				
WALT: Write phrases to create my own animal acrostic poem						
I can...	say my descriptive phrases starting with the same letter					
	use adjectives to describe.					
	write descriptive phrases including an expanded noun phrase					


T

I

G

E

R

Date: 07.01.21		I C T T A G		
WALT: Write phrases to create my own animal acrostic poem				
I can...	say my descriptive phrases starting with the same letter			
	use adjectives to describe.			
	write descriptive phrases including an expanded noun phrase			

W

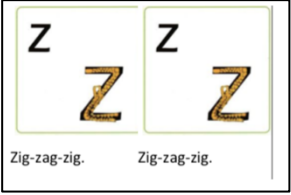
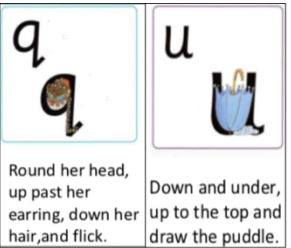
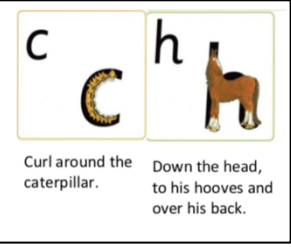
O

L

F



BBC Phonics Website: <https://www.bbc.co.uk/bitesize/topics/zvq9bdm>

<p>Wednesday</p>	<p>zz</p>	<p>https://www.bbc.co.uk/bitesize/topics/zvq9bdm/articles/znrdrj6</p> <p>Click on the link or use the QR code to access the video. Then, ask them to get their 'magic finger' ready. Using the letter formation mat (right), practise writing the 'zz' digraph in the air and on your child's back with your magic finger. Once you have practised this 2-3 times, write the letters down.</p> <p>Choose 3 words from the word list to write down, paying special attention to your letter formation for 'zz'.</p>		<p>buzz, fuzz, fizzy, pizza, jazz, puzzle and sizzle</p>
<p>Thursday</p>	<p>qu</p>	<p>https://www.bbc.co.uk/bitesize/topics/zvq9bdm/articles/zrqtp3</p> <p>Click on the link or use the QR code to access the video. Following the steps on the letter formation mat (right), have a practise at writing the digraph 'qu'. Once you have had a practise, see how many 'qu' digraphs you can write down in 2 minutes...3,2,1..GO!</p> <p>Choose 3 words from the word list to write down, paying special attention to your letter formation for 'qu'.</p>		<p>queen, quack, quick</p>
<p>Friday</p>	<p>ch</p>	<p>https://www.bbc.co.uk/bitesize/topics/zvq9bdm/articles/zjp3pg8</p> <p>Click on the link or use the QR code to access the video. Now draw a picture of each of the practise words. Write each of the words below your pictures, taking extra special care over your letter formation of today's digraph, 'ch'.</p>		<p>cheese, chime, cheer, rich, chicken, lunch and munch</p>
<p>Tricky Word Friday</p>		<p>Create a poster of 3 chosen tricky words - see words below. Use felt tip pens or crayons and write the words lots of times using rainbow colours. Find somewhere in your house to display them.</p>		
<p>Useful Websites</p>		<p>Phonics Play: www.phonicsplay.co.uk (Phase 2, 3, 4 or 5) Top Marks: https://www.topmarks.co.uk/english-games/5-7-years/letters-and-sounds Alphabloks: https://www.youtube.com/channel/UC_qs3c0ehDvZkbiEbOj6Drg Mr Mc Phonics: https://www.youtube.com/channel/UCTcZnvuTeovlzniolRo0GOA Letter formation: https://teachhandwriting.co.uk/print-letters-beginners.html</p>		

Phase 2 to 5 Tricky Words			
Phase 2	Phase 3	Phase 4	Phase 5
I	he	said	oh
no	she	have	Mrs
the	we	like	people
to	me	so	their
go	be	do	called
into	you	some	Mr
	are	come	looked
	her	little	asked
	was	one	could
	all	were	
	they	there	
	my	what	
		when	
		out	